

# every STUDENT COUNTS SURVEY

The purpose of the Every Student Counts Survey (ESCS) is to better understand our students' identities, as well as their experiences at school.

### Data from the ESCS is used to:

- Identify and eliminate systemic barriers to student success.
- Create more equitable and inclusive school environments.
- Improve student achievement and well-being.
- Inform Board and school improvement planning.

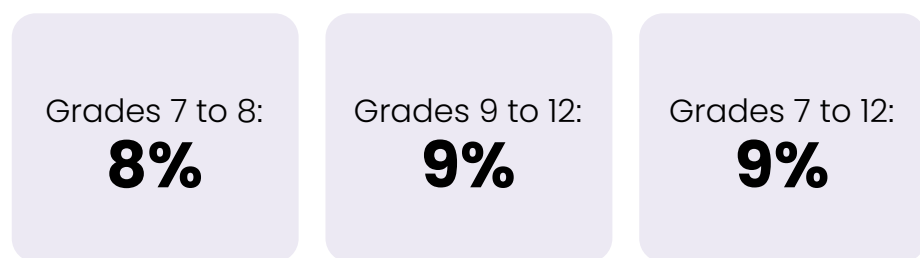
### Response Rates



J.K. to Grade 3:	<b>44%</b>
Grades 4 to 6:	<b>93%</b>
Grades 7 to 8:	<b>94%</b>
Grades 9 to 12:	<b>84%</b>

### Self-Identified Disability

Students in Grades 7 – 12



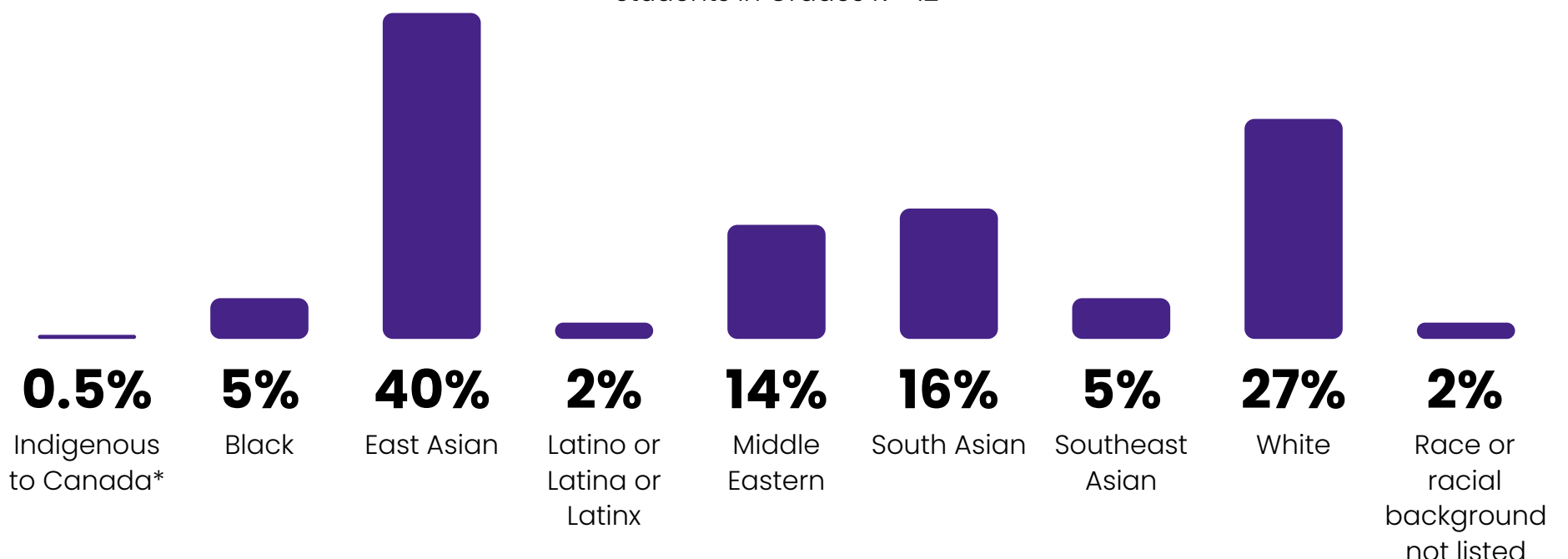
### Language Used Most Often at Home

Students in Grades K – 3, 7 – 12

Arabic	<b>2%</b>	Korean	<b>2%</b>
Cantonese	<b>14%</b>	Mandarin	<b>20%</b>
English	<b>71%</b>	Punjabi	<b>2%</b>
Farsi or Persian	<b>6%</b>	Russian	<b>4%</b>
French	<b>4%</b>	Spanish	<b>2%</b>
Hebrew	<b>2%</b>	Tamil	<b>5%</b>
Hindi	<b>2%</b>	Urdu	<b>4%</b>

### Race and Indigenous Identity

Students in Grades K – 12



\*These numbers may not be representative of the true population of Indigenous (First Nations, Métis, Inuit) students in the Board.

### Gender Identity

Students in Grades 7 – 12

Boy or Man	<b>50%</b>
Gender Diverse <small>(Non-Binary, Genderqueer, Agender, Gender Non-conforming, Gender Fluid refers to a person whose gender identity does not align with the binary concept of gender such as boy or girl, or whose gender identity changes or shifts within the gender identity spectrum)</small>	<b>3%</b>
Girl or Woman	<b>45%</b>
Questioning my gender identity	<b>2%</b>
Two-Spirit <small>(An Indigenous person whose gender identity, spiritual identity or sexual orientation includes masculine, feminine, or non-binary spirits)</small>	<b>0.2%</b>
Gender identity not listed	<b>0.2%</b>
Not sure	<b>1%</b>
I do not understand the question	<b>1%</b>
Prefer not to answer	<b>1%</b>

### Trans and Transgender Identity

Students in Grades 7 – 12

Yes	<b>2%</b>
No	<b>93%</b>
Not sure	<b>2%</b>
I do not understand the question	<b>2%</b>
Prefer not to answer	<b>2%</b>

### Sexual Orientation
















Students in Grades 7 – 12

Asexual <small>(A person who experiences little to no sexual attraction)</small>	<b>5%</b>	Questioning <small>(A person who is exploring their own sexual orientation)</small>	<b>3%</b>
Aromantic <small>(A person who feels little to no romantic attraction)</small>	<b>3%</b>	Two-Spirit <small>(An Indigenous person whose gender identity, spiritual identity or sexual orientation includes masculine, feminine, or non-binary spirits)</small>	<b>0.1%</b>
Bisexual <small>(A person who experiences attraction to two or more genders)</small>	<b>6%</b>	Gender identity not listed	<b>0.6%</b>
Gay <small>(A person who experiences attraction to people of the same gender. Gay can include both individuals who identify as boy or man and girl or woman, or refer to individuals who identify as boy or man only)</small>	<b>1%</b>	Not sure	<b>5%</b>
Straight or Heterosexual <small>(A man or boy who is attracted to women or girls or a woman or girl who is attracted to men or boys)</small>	<b>72%</b>	I do not understand the question	<b>3%</b>
Lesbian <small>(A girl or woman who experiences sexual attraction to a girl or woman)</small>	<b>1%</b>	Prefer not to answer	<b>7%</b>
Pansexual <small>(A person who experiences sexual attraction to all or any genders)</small>	<b>2%</b>		
Queer <small>(A person whose sexual orientation or gender identity represents identities that are part of the acronym 2SLGBTQ+)</small>	<b>1%</b>		



### Religion and/or Spiritual Affiliation

Students in Grades K – 12

Agnostic	<b>7%</b>	
Atheist	<b>10%</b>	
Buddhist	<b>4%</b>	
Christian	<b>23%</b>	
Hindu	<b>8%</b>	
Indigenous Spirituality	<b>0.16%</b>	
Jewish*	<b>7%</b>	
Muslim	<b>12%</b>	
Sikh	<b>1%</b>	
Spiritual, but not religious	<b>4%</b>	
No religious or spiritual affiliation	<b>14%</b>	
Religious or spiritual affiliation not listed	<b>1%</b>	
Not sure	<b>12%</b>	
I do not understand the question	<b>3%</b>	
Prefer not to answer	<b>8%</b>	

\* The percent of students who identify as Jewish, is a combination of student responses to Q17 (open-ended ethnic or cultural origin), Q18 (open-ended race), and Q19 (religion).