

# Henderson Avenue PS

## Review of Existing Accommodation

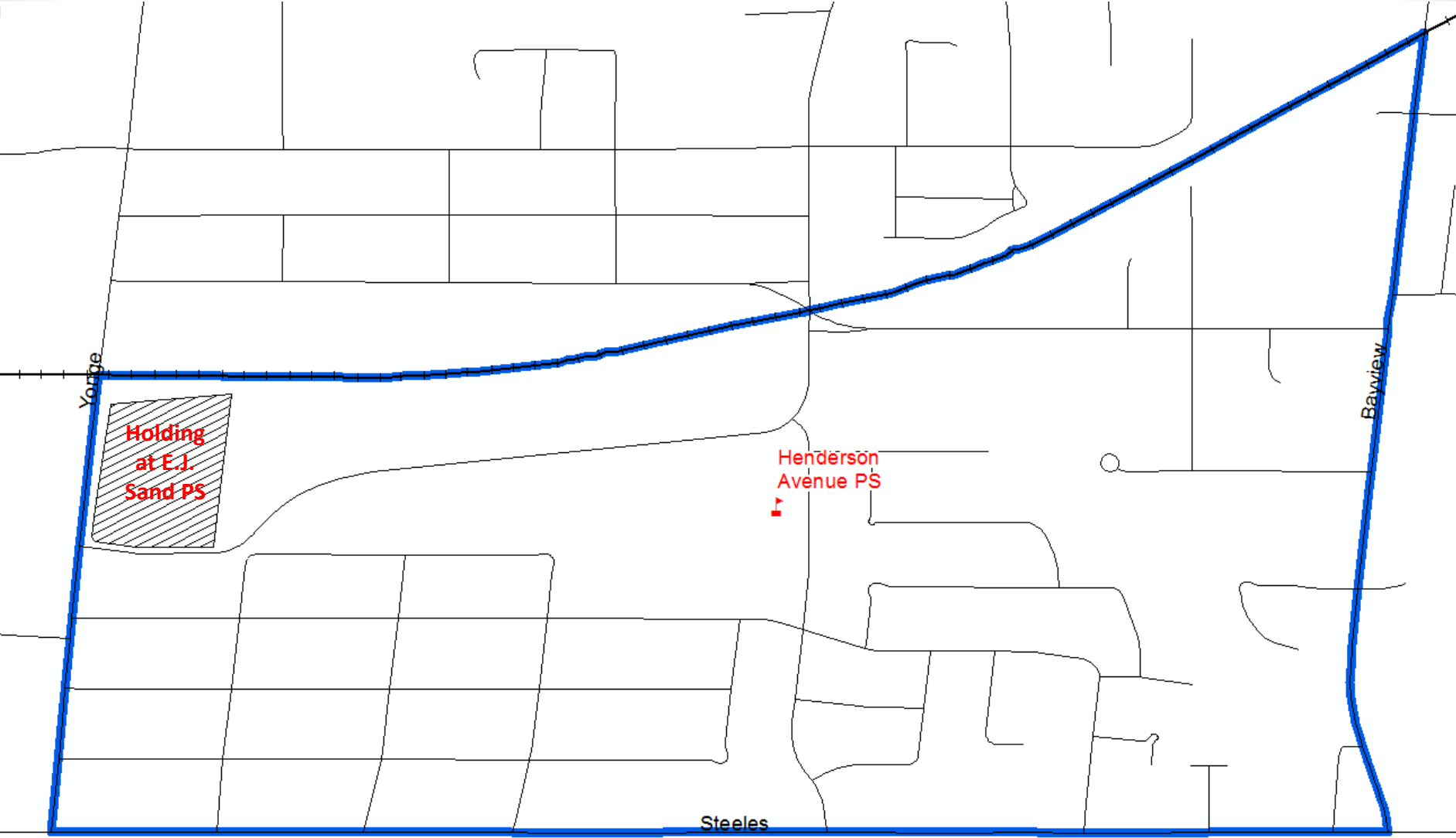
June 2017

***Inspire*** Learning!

# Henderson Avenue PS



# School Boundary



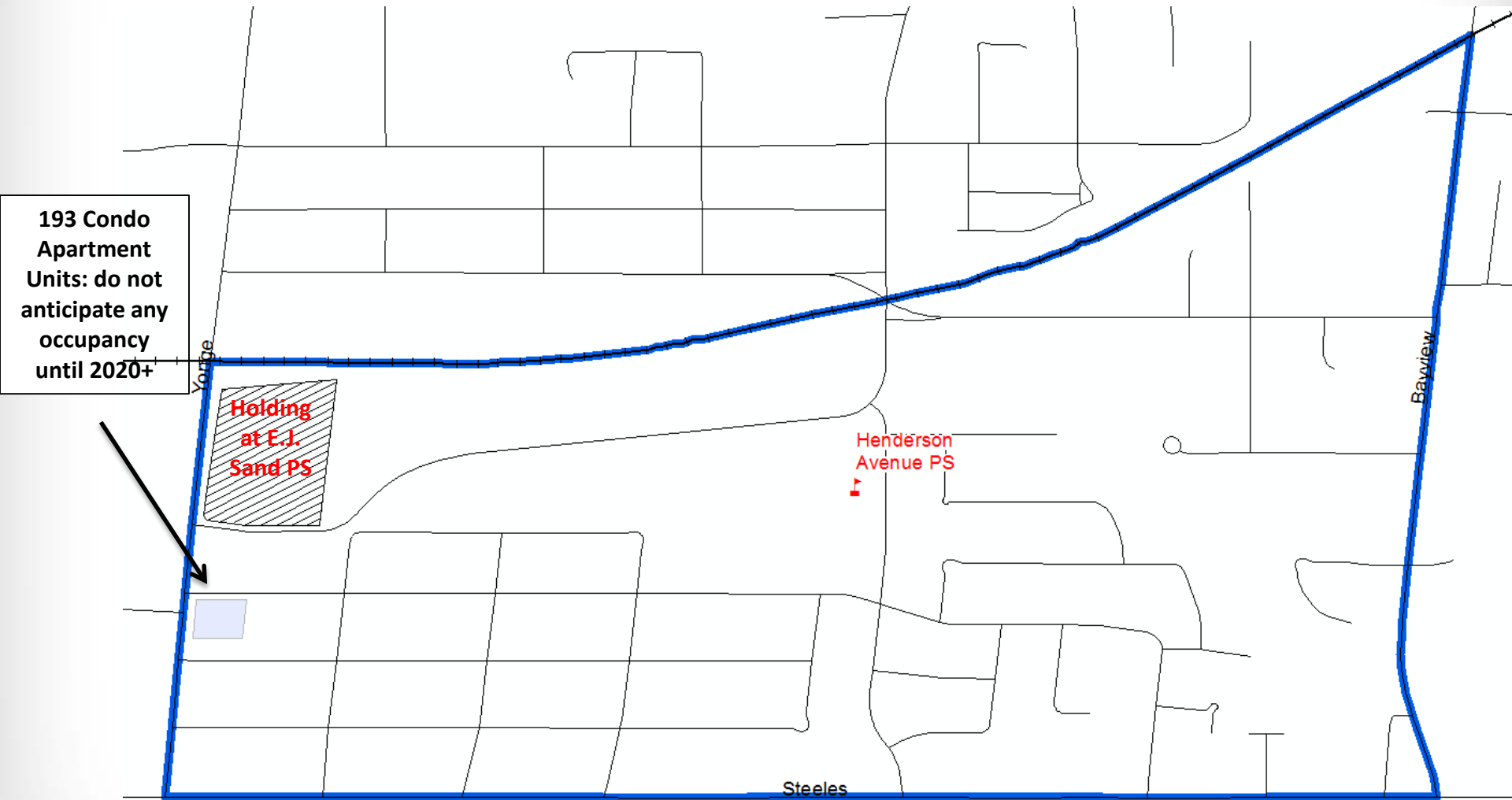
# Background

- Mostly low density homes built before 1965

	Single Family/ Semi- Detached	Townhomes	Apartment Units
Units:	893	129	1,338*

\*1,249 CAPT units currently holding at E.J. Sand PS

# Development within the Boundary



193 Condo  
Apartment  
Units: do not  
anticipate any  
occupancy  
until 2020+

Holding  
at E.J.  
Sand PS

Henderson  
Avenue PS

Yonge

Bayview

Steeles

# School Information

- 8.14 acre site
- There are currently 4 portables on site
- Utilization (including portables):
  - 2016-17: 102%;
  - 2017-18: Planning - 99.5%/ School - 96.6%

Room Type	# Rooms	Ministry Rating	Total
Kindergarten	2	26	52
Classroom	11	23	253
Resource Room	1	12	12
Music	1	0	0
<b>School Capacity</b>	15		317
Portables	4	23	92
<b>Total Capacity</b>	19		409

# Proposed 2017/18 Class Organization

Class	Sub Program	K1	K2	01	02	03	04	05	06	07	08	Total
Class 1	Regular Track	12.	14.									26.
Class 2	Regular Track	13.	13.									26.
Class 3	Regular Track			13.	6.							19.
Class 4	Regular Track				20.							20.
Class 5	Regular Track					20.						20.
Class 6	Regular Track					6.	17.					23.
Class 7	Regular Track						5.	16.				21.
Class 8	Regular Track							9.	12.			21.
Class 9	Regular Track							10.	11.			21.
Class 10	Regular Track								10.	12.		22.
Class 11	Regular Track									8.	15.	23.
Class 12	Regular Track									8.	15.	23.
Class 1	GIFTED						22.					22.
Class 2	GIFTED							23.				23.
Class 3	GIFTED								16.	9.		25.
Class 4	GIFTED								17.	8.		25.
Class 5	GIFTED										23.	23.
Class 1	SSC						1.	2.		2.		5.
Class 2	SSC									3.	4.	7.
Total		25.	27.	13.	26.	26.	45.	60.	66.	50.	57.	395.

## School Average/System Average

**K Average:**

**26 / 26**

**Primary Average:**

**19.7 / 20-23**

-

**Junior/Intermediate Average:**

**22.1 / ~25.08**

**Gifted Average:**

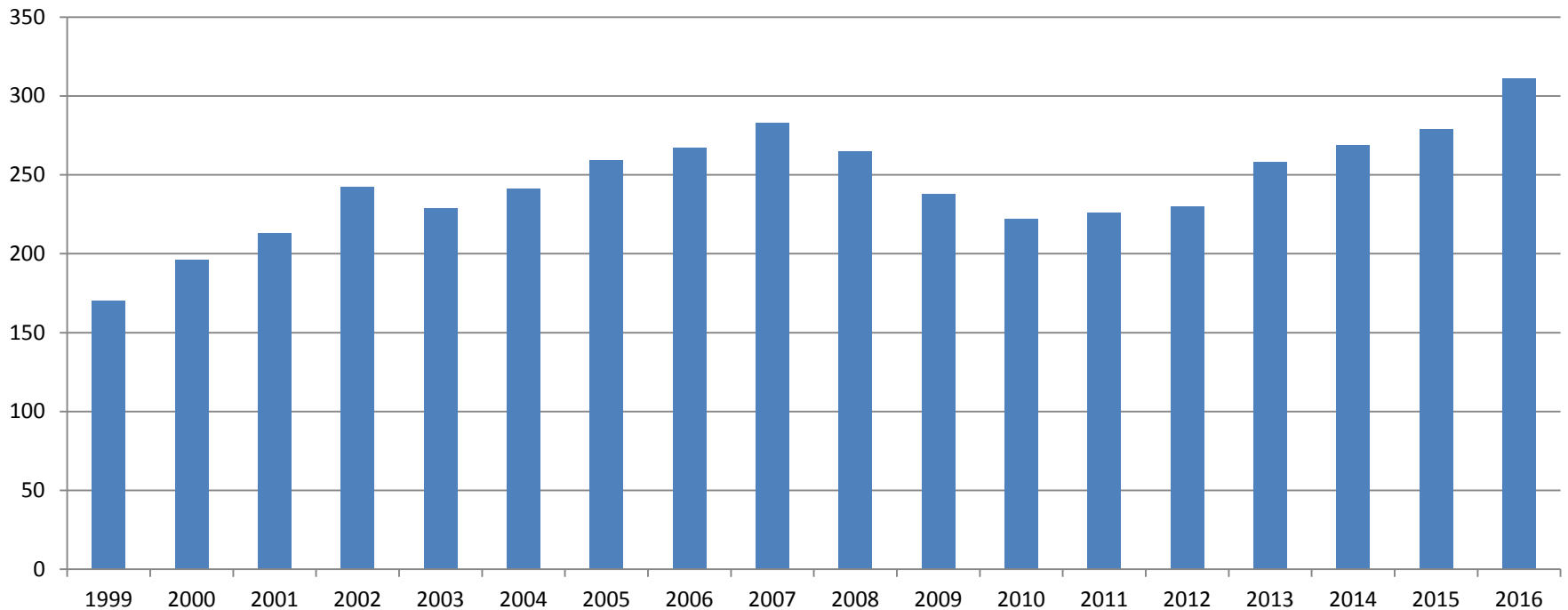
**23.6**

**\*The proposed organization is subject to change**

# Enrolment

- Regular track enrolment average of 244 students
- The gifted program has been at Henderson Avenue PS since at least 1994

Regular Track Enrolment





# Enrolment


- In recent years, regular track enrolment has been growing due to changes in the community
- Gifted enrolment has been stable

	Regular Track/ SpEd	Gifted	Total	Portables
2013	258	127	385	3
2014	269	114	383	3
2015	279	113	392	4
2016	311	116	427	4

# Enrolment Projection

	Regular Track/ SpEd	Gifted	Total	Portables
2017	289	118	407	4
2018	285	125	410	4
2019	287	134	421	4
2020	284	124	408	4
2021	274	125	399	4

# Observations

- Enrolment is monitored on an annual basis
  - Need to determine if a new consistent enrolment trend will continue
  - New development will continue to be held elsewhere
  - No plans to move gifted at this time
- 

ANY  
QUESTIONS  
?



# Current 2016/17 Class Organization

Class	Sub Program	K1	K2	01	02	03	04	05	06	07	08	Total
Class 1	Regular Track	26.	4.									30.
Class 2	Regular Track		12.	8.								20.
Class 3	Regular Track			18.								18.
Class 4	Regular Track				19.							19.
Class 5	Regular Track				14.	6.						20.
Class 6	Regular Track					20.						20.
Class 7	Regular Track						24.					24.
Class 8	Regular Track						10.	10.				20.
Class 9	Regular Track							23.				23.
Class 10	Regular Track								30.			30.
Class 11	Regular Track									30.		30.
Class 12	Regular Track										32.	32.
Class 1	GIFTED						23.					23.
Class 2	GIFTED							15.	9.			24.
Class 3	GIFTED							17.	8.			25.
Class 4	GIFTED									24.		24.
Class 5	GIFTED										24.	24.
Class 1	SSC				1.	1.	3.					5.
Class 2	SSC								3.	4.		7.
<b>Total</b>		<b>26.</b>	<b>16.</b>	<b>26.</b>	<b>34.</b>	<b>27.</b>	<b>60.</b>	<b>65.</b>	<b>50.</b>	<b>58.</b>	<b>56.</b>	<b>418.</b>

## School Average

K Average:

**25.**

Primary Average:

**19.25**

-

Junior/Intermediate Average:

**26.5**

Gifted Average:

**24.**

\*As of May 31 2017