

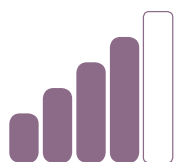


EQUITY AND INCLUSIVE EDUCATION

From March to May 2017, all students in Grades 5 to 12 were invited to participate in the [YRDSB School Climate Survey for Students](#). Results from this survey will be used to inform Board and school improvement planning to support student achievement and well-being, and create more equitable and inclusive school environments.

Elementary

Secondary



STRENGTHS

77% and **73%** of students indicated that **they always/often feel welcome at school.**

77% and **73%** of students indicated that **they always/often feel welcome at school teams or clubs.**

At my school, I have opportunities to learn about social justice.

76% **71%**




OPPORTUNITIES FOR GROWTH

27% and **25%** indicated that they have experienced discrimination in their school/class within the school year, representing a **5% decline** among Grade 7/8 students and a **3% decline** among secondary students **since 2015.**

Grade 7/8




Secondary



18% and **25%** indicated that they **always/often** feel that there are **barriers** that stand in the way of their learning at school. The **top barriers** reported were **grades/marks** and **appearance.**

My school is supportive of my faith accommodations.

64% **60%**



STRATEGIES AND RESOURCES

Collaborate with parents and students to better understand barriers to student learning and co-create solutions to remove barriers

Increase awareness, training and implementation of the [Program Accommodations for Faith Purposes: A Guideline for Religious Accommodations](#)

[YRDSB Equity Action Plan](#)

[Ontario's Education Equity Action Plan](#)