




Mount Joy PS

May 2015


Inspire Learning!

Agenda

- Outdoor play area & field
 - School boundary
 - Portables
-
- Sonja Meehan, Planning Services
- 



Outdoor Play Area & Field

- City staff put up a temporary fence to rehabilitate grassed area for the field
 - The school and park configuration was a partnership when the subdivision was planned
 - It is regular practice to position schools beside parks for optimal outdoor play space
 - Going forward, City has a field maintenance schedule
- 

Next Steps for Outdoor Area

- City to remove fencing ~end of March
(weather dependant)



School Additions


- Most newer schools are designed with an addition capability of filling in the second floor
- This does not mean an addition will necessarily happen

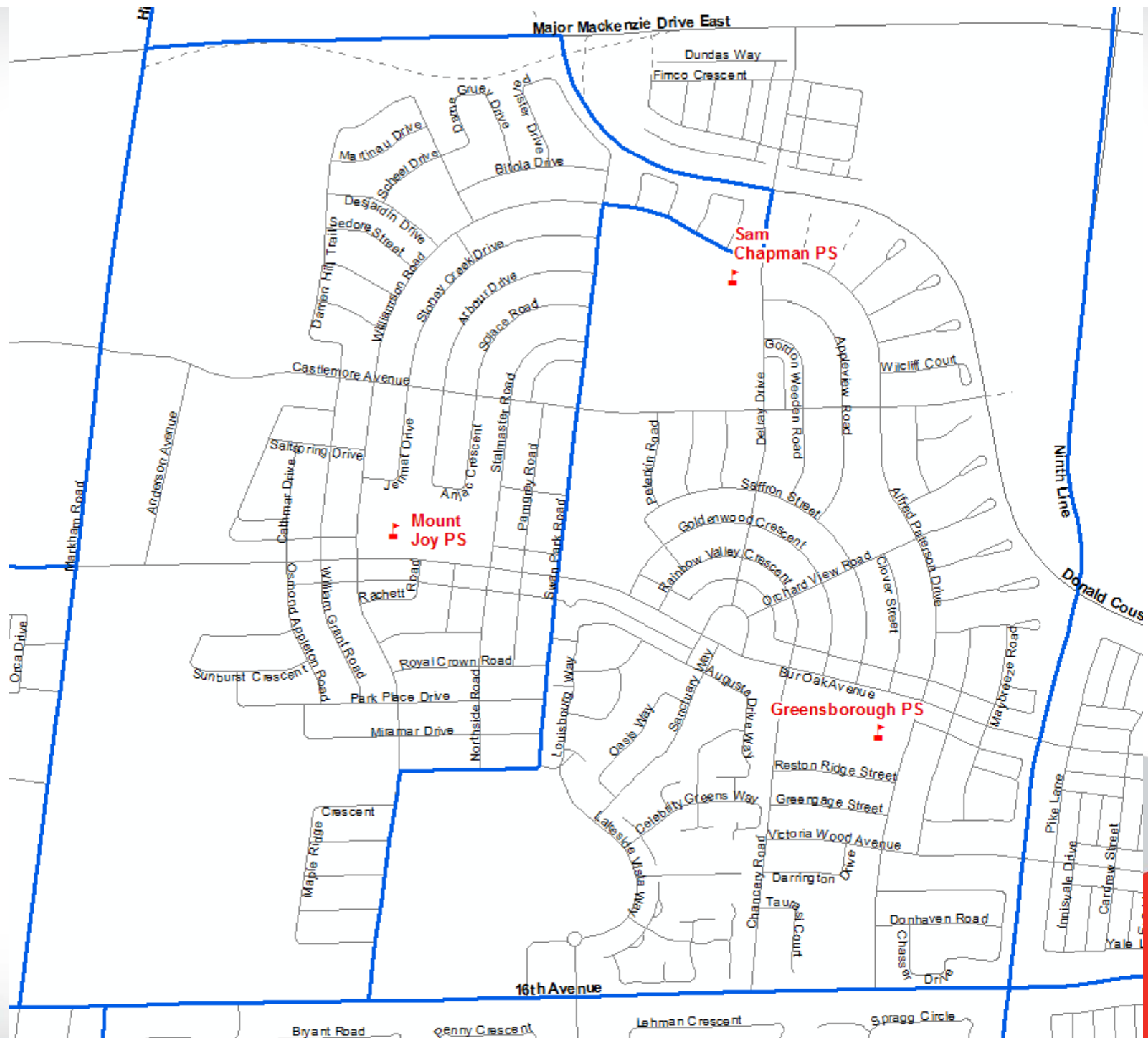


School Additions

- Additions are considered when the long term enrolment consistently exceeds the capacity of the school, or portables are required for an extended period of time and there is no available space in neighbouring schools
- Long term available accommodation at Greensborough PS and Little Rouge PS
- Funded by the Ministry; staff have to submit a justifiable business case for approval and less funds are available provincially

School Boundary

- Projected enrolments for all schools in our system are reviewed in detail each year
 - If school enrolments exceed their capacity, there are strategies used to help accommodate students:
 - Portables
 - Program changes
 - Overflow and Holding Areas
 - Boundary changes
 - Review neighbouring schools for opportunity to rebalance
- 






Next Steps for Boundary Change


- Holding area effective May 1, 2015
- Boundary change to Board and formal implementation September 2016



Portables

- Required for student accommodation, especially for schools experiencing peak yields or holding new areas of development
 - It is expected that every new school will have portables within the first 2-5 years to assist in accommodation peak yields
 - Paks are utilized for long term accommodation of students
 - Holding for new schools
 - Special programs
 - Purchasing, placing, and moving portables are an expense to the Board
- 

Portables at Mount Joy PS

- After the French Immersion program moved, portables have been added in response to growing peak regular enrolment
 - Plant staff determine best placement with the Principal and take into consideration
 - Sightlines
 - Asphalt and grassed areas
 - Site layout
 - Amenities such as electrical hookups, water catchment basins, etc.
- 

Next Steps Portables

- One portable to be added for September 2015 for student accommodation bringing total to six portables on site
- Six portables are the intended maximum
- Long term projections indicate once boundary change is implemented that some portables could slowly be removed in 5-7 years

